How to Setup Mangal Font [Inscript] Hindi Language layout in PC?

0 minute read

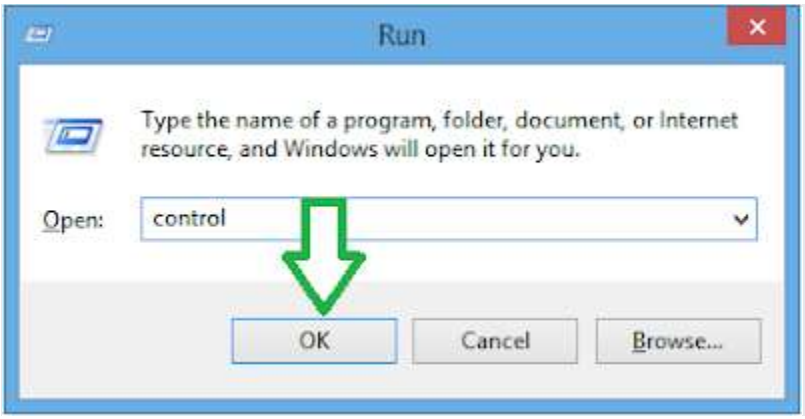



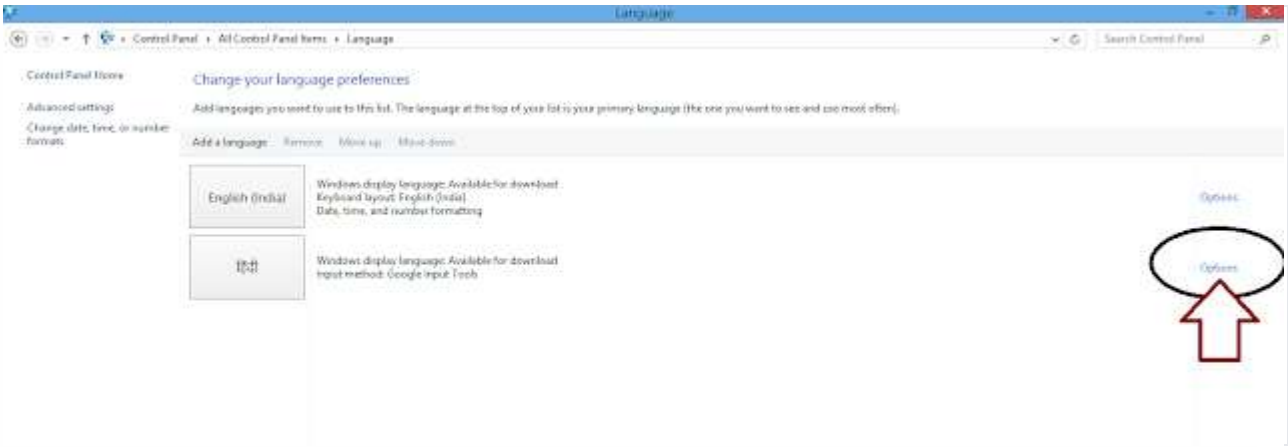
Language
Control Panel › All Control Panel Items › Language
Search Control Panel
Control Panel Home
Advanced settings
Change date, time, or number formats
Change your language preferences
Add languages you want to use to this list. The language at the top of your list is your primary language (the one you want to see and use most often).
Add a language
Remove
Move up
Move down
English (India)
Windows display language: Available for download
Keyboard layout: English (India)
Date, time, and number formatting
Options
हिंदी
Windows display language: Available for download
Input method: Google Input Tools
Options

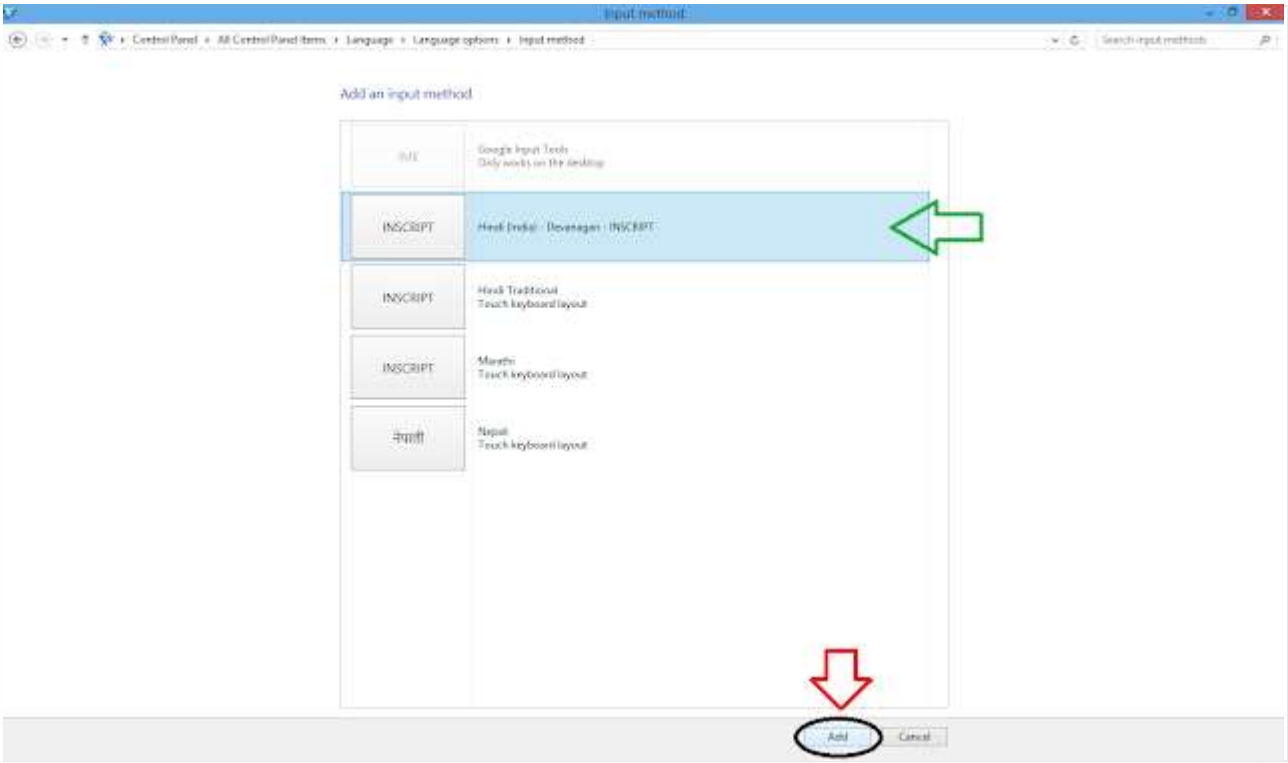
Input method
Control Panel › All Control Panel Items › Language › Language options › Input method
Search input methods
Add an input method
INSCRIPT
Hindi (India) - Devanagari - INSCRIPT
INSCRIPT
Hindi Traditional
Touch keyboard layout
INSCRIPT
Marathi
Touch keyboard layout
नेपाली
Nepali
Touch keyboard layout
Add
Cancel

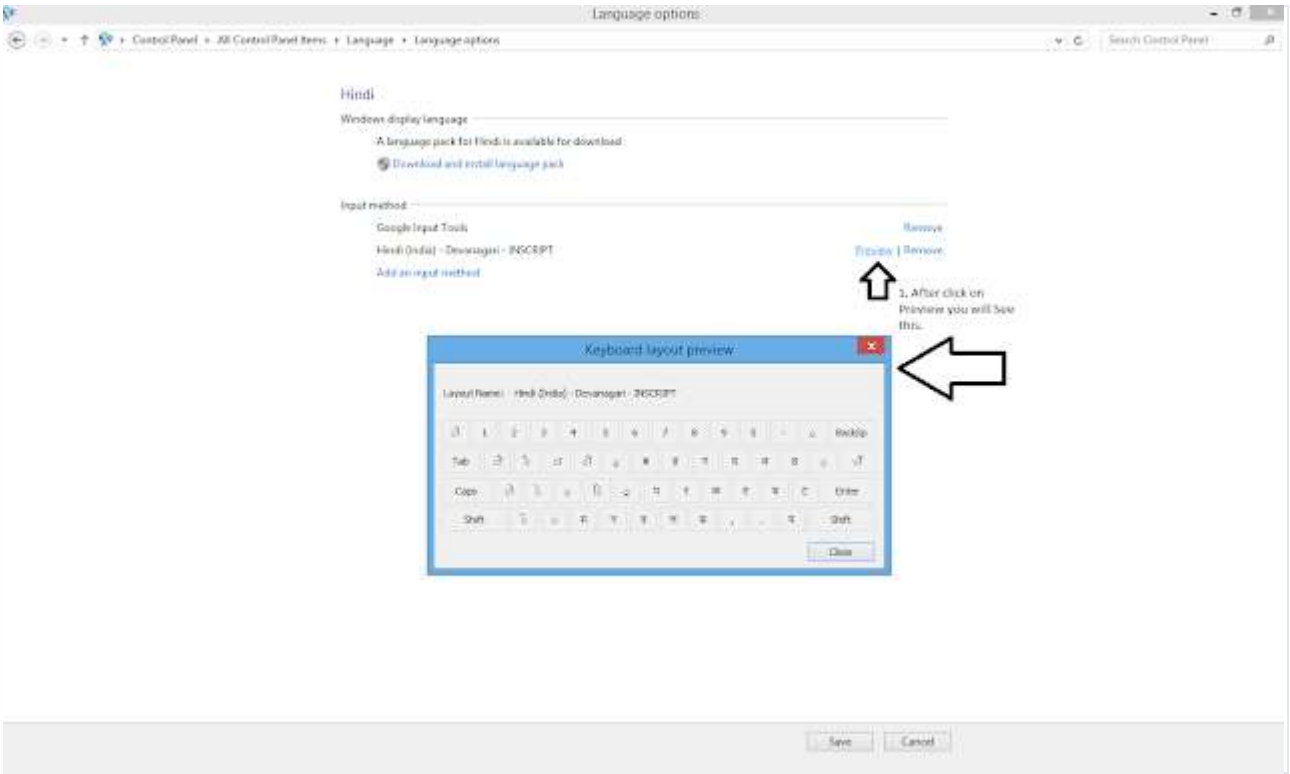
Language options
Hindi
Windows display language
A language pack for Hindi is available for download
Download and install language pack
Input method
Google Input Tools
Remove
Hindi (India) - Devanagari - INSCRIPT
Preview | Remove
Add an input method
1. After click on Preview you will see this.
Keyboard layout preview
Save
Cancel

ENG
English (India)
English (India) keyboard
हिंदी
Hindi
Google Input Tools
हिंदी
Hindi
Devanagari - INSCRIPT keyb...
ENG
English (United States)
US keyboard
Language preferences
For easy switching, press Windows key + Space